



Gaumard[®]
Simulators for Health Care Education

VICTORIA[®] S2200

Maternal and Neonatal Birthing Simulator

Meet the most lifelike and versatile maternal patient simulator in the world, capable of simulating high risk low frequency deliveries, post-partum care emergencies, and non-gravid patient cases for OB/GYN and med-surg training.

CARE IN MOTION

Victoria's tetherless design is the true definition of a completely wireless patient simulator. All of Victoria's components are housed within the simulator itself, operating quietly and continuously. Gaumard pioneered this revolutionary concept in 2004 to give care providers the ability to perform true "Care in Motion" simulations.

Victoria includes our newest advances in tetherless technology. Her internal rechargeable battery and energy efficient technology allow for untethered and uninterrupted simulations that can last upwards of 8 hours. No other maternal and neonatal simulator comes close to providing this level of mobility and freedom.

Victoria is ready for simulation anywhere training needs to take place. Transport Victoria from the birthing suite to the operating room without interrupting the flow of simulation and learning. With Victoria, educators can implement simulations for triage, team training and team hand-on and improve performance in areas where mistakes often occur.

HIGHLIGHTS

- Lifelike appearance and anatomical accuracy promotes faster suspension of disbelief
- Smooth full-body skin and seamless joints
- Truly tetherless, wireless, and self-contained; all system components are housed inside Victoria
- Fully operational in transit for care in motion and team training
- New lifelike eyes feature programmable eyelid and eye movement, automatic object tracking, and pupillary light reflex
- Births lifelike full-term baby of realistic weight, length, proportion, and joint articulation
- Supports real monitoring devices (EKG, AED, capnography, automatic BP, fetal monitoring, and pulse oximetry)
- Capable of exhaling measurable CO₂ for monitoring with real sensors and monitoring devices
- Designed for comprehensive shoulder dystocia protocols and postpartum hemorrhage algorithm scenarios
- Innovative birthing baby with programmable heart, lung, and crying sounds, cyanosis, and head movement
- McRoberts and suprapubic pressure detection and logging
- Includes wireless control tablet and patient/fetal monitor
- Easy to use UNI[®] simulator control software includes 45+ preprogrammed scenarios with lifetime license
- Maternal-fetal-newborn automatic software model, programmable drug syringes, and drug infusion recognition
- Internal rechargeable battery with 10hr battery life
- Optional nongravid abdomen (with 10 included scenarios) converts Victoria into a nonpregnant patient for general nursing and gynecology

VICTORIA® S2200 | Maternal and Neonatal Birthing Simulator



LIFELIKE

Victoria® is a beautifully proportioned full-term mother. An incredibly smooth and supple innovative new skin covers her anatomically correct body from head to toe. Her lifelike appearance and human-like articulation allows care providers to suspend disbelief faster and care for Victoria® with uncompromising medical technique.

INTERACTIVE EYES

Victoria's new eye movement and automatic tracking features can simulate impaired eye motion to illustrate stroke, head trauma, drug use, disease, cranial nerve impairment, and other eye diseases and conditions.



FEATURES AND FUNCTIONS

- Accommodation test: automatic horizontal tracking and manual vertical tracking
- Strabismus: exotropia and esotropia
- Nystagmus: eyeball twitching
- Blepharospasm: eyelid twitching
- Ptosis: eyelid droop
- Realistic idle eye movement
- Independent pupillary light reflex
- Mydriasis: blown pupil
- Anisocoria: unequal pupil sizes
- Programmable blinking rate
- Consensual pupillary light reflex
- Real-time eye movement control via software joystick



SUPPORTS REAL MONITORING DEVICES

Victoria supports the widest range of medical diagnostic equipment of any tetherless maternal and neonatal simulator, allowing participants to practice equipment setup, operation, and data interpretation.

- Fetal monitor
- ECG monitor
- Defibrillator
- Pulse oximeter
- Capnograph
- NIBP monitor



FEATURES OVERVIEW

- Abdomen supports the placement of real ultrasound and toco transducers to monitor fetal activity in real time
- Fetal heart tone moves with fetal descent
- Palpate contractions manually
- Internal bladder with fluid reservoir for urinary catheterization exercises
- Perform Leopold and/or external cephalic version exercises
- Epidural needle placement detection
- Epidural site features a skin layer, a subcutaneous layer, connective tissue, and palpable lumbar vertebrae
- Maternal-fetal-newborn automatic model
- Drug recognition forearm sensors detect programmable drug syringes
- Rectal suppository and drug recognition
- Medications infused affect mother and fetal vital signs
- Preeclampsia and eclamptic presentation with mild and severe seizures
- C-Section delivery capability supports the use of real surgical instruments for cutting and suturing the abdominal and uterine walls
- 45+ preprogrammed scenarios with lifetime license included
- Simulate labor and delivery scenarios in real time or at an accelerated pace
- Precise labor scenario repeatability for competency based training and assessment
- Accurate relationship between the fetal presenting part and maternal ischial spines
- Software activated self-lubricating birth canal system ensures the birth canal and the fetus remain lubricated between simulations
- 5th generation whisper-quiet precision Fetal Delivery System simulates repeatable descent and cardinal movement

VICTORIA® S2200 | Neonatal Resuscitation and Care

ACTIVE BIRTHING BABY

Victoria's birthing baby is a beautifully proportioned, full-term baby with realistic size and weight, a soft and supple skin, and programmable vital signs. An endoskeleton provides human-like joint articulation and resistance when assisting the fetus during the delivery. These innovative features will provide your participants with the most realistic simulated childbirth experience yet.



ACTIVE BIRTHING BABY FEATURES

- High-fidelity full-term baby with realistic size and weight
- Orientation sensors in the body report internal and external rotation and the position of the head relative to the body
- Anatomical landmarks include palpable fontanels and sutures
- Natural and graceful extension and rotation of the fetal head during birth
- Fully articulating fetal neck and limbs allow the practice of obstetrical maneuvers
- Smooth skin allows the use of vacuum devices or forceps
- Smooth full body skin with seamless joints
- Full-body endoskeleton provides postural support, range of motion and resistance
- Articulated spine, shoulder, elbow, hip, and knee joints with human-like range of motion allows practice of newborn assessment techniques
- Multiple heart sound types and programmable heart rate
- Multiple respiratory sounds and programmable respiratory rates
- Crying with adjustable volume levels
- Central cyanosis with programmable intensity levels
- Visible head movement
- Programmable conditions for 1-minute APGAR assessment
- Detachable umbilical cord can be configured to simulate cord complications

VICTORIA® AND THE NEW SUPER TORY® S2220

Designed to look and feel just like Victoria's active birthing baby, Super Tory makes the transition between neonates perceptually seamless for the participants. Immerse learners in realistic transport, handoffs, NICU evac drills and more.

Super Tory is a standalone wireless and tetherless neonate designed to simulate complex pathologies and respond to intervention with unparalleled realism. Super Tory introduces a host of new features, including active limb motion, true ventilator support, monitorable vitals, and much more:

- Full term newborn: 8 lbs, 21 in.
- Wireless and tetherless: up to 8 hours
- Smooth and supple, full body skin
- Crying and grunting
- Programmable movement
- Blinking rate, eyes opened/closed
- Mouth: gasping and clenching
- Arm, leg, wrist flexion and extension
- Seizures: single limb, unilateral, or full body movement
- Dynamic lung compliance
- Heart and lung sounds and palpable pulses



VICTORIA® S2200 | UNI® Simulator Control Software

UNI® POWERED BY MICROSOFT® SURFACE PRO

Powerful patient simulator control software offers the ease of use and capability required by even the most advanced simulation programs. The software is preinstalled on the wireless tablet PC included with Victoria. This lightweight tablet allows you to effortlessly control Victoria by the bedside, from a control center, or anywhere else up to 300 feet away.




ACTIVE 3-D

Victoria is designed to capture a care provider's performance. Built-in sensors track the forces applied to the fetus and its position as it moves through the birth canal. The feedback information is displayed via an active 3D patient animation of Victoria and her fetus. Such animation can be recorded and viewed during debriefing.



UNI® UNIFIED SIMULATOR CONTROL SOFTWARE

- Labor and delivery control screen with intuitive interface and options
- Patient and fetal monitor
- Active 3D patient animation
- Scenario editor and player
- Laboratory report generator
- Activity log
- Comprehensive library of more than 45 preprogrammed labor and delivery scenarios



AUTOMATIC MODE

The Automatic Mode software engine features a maternal/fetal/newborn model which simulates the physiologic link between the mother, fetus and newborn. The software engine automatically adjusts the mother's and fetus' vital signs in response to medications, blood loss, and interaction by the care provider. It also allows you to wirelessly transfer the condition of the fetus to Super Tory® S2200, Tory® S2210, or Premie HAL® S3009 for a seamless transition into a full neonatal resuscitation scenario.



VICTORIA® S2200 | Features and Specifications

GENERAL

- Full-term mother
- Tetherless and wireless; fully responsive during transport
- Wireless Control at distances up to 300ft
- Internal rechargeable battery provides up to 10 hr. of tetherless operation
- Smooth and supple full-body skin with seamless articulating joints
- Lifelike joint articulation: neck, shoulder, elbow, wrist, hip, knee, and ankle
- Forearm pronation and supination
- NOELLE® Fetus-Newborn wireless link capability
- Touchscreen tablet PC preloaded with UNI® and lifetime license included
- High definition touchscreen all-in-one monitor preloaded with Virtual Monitor software and lifetime license included

NEUROLOGIC RESPONSE

- Programmable blinking rate
- Programmable pupil response: reactivity to light, dilation time, consensual response, unilateral pupil response
- Programmable automatic tracking and eye movements including strabismus, exotropia and esotropia, nystagmus, blepharospasm, and ptosis
- Seizures with selectable intensity levels
- Be the voice of Victoria and engage in a realistic patient/provider dialogue during the simulation
- Listen to the care provider's response at distances up to 100 ft. away
- Record and playback vocal responses in any language

AIRWAY

- Head tilt/chin lift/jaw thrust
- Oral or nasal intubation
- Programmable difficult airway: laryngospasm, tongue edema and pharyngeal swelling
- Sellick maneuver brings vocal cords into view
- Airway intubation depth detection, logging, and reporting
- Esophageal intubation
- Selectable upper airway sounds synchronized with breathing patterns
- Bag-Valve-Mask ventilation with visible chest rise

BREATHING

- Automatic spontaneous breathing
- Selectable respiratory patterns synchronized with chest rise include normal breathing, Cheyne-Stokes, apnea, and more
- Selectable bilateral or unilateral anterior lung sounds synchronized with respiratory patterns include: wheezing, inspiratory squeaks, crackles, and more
- Programmable respiratory rates and inspiratory/expiratory ratios
- Realistic chest rise during assisted ventilation
- Ventilation performance real-time monitoring, reporting and logging
- Right mainstem intubation detection with automatic unilateral chest rise
- Real CO₂ Exhalation Ready: 10 programmable levels of real, measurable CO₂ exhalation (CO₂ adapter Option S2200.078)

CARDIAC

- Monitor compression and ventilation performance for maternal (CPR) training and performance assessment
- Compressions generate palpable pulses and ECG artifacts
- Select from an extensive library of preprogrammed heart rhythms with dysrhythmia options
- Real-time 4-Lead electrocardiogram monitoring using real ECG devices
- Defibrillate, cardiovert, or pace using real energy
- Defibrillation response, logging and reporting
- Realistic heart sounds
- Programmable heart rate synchronized with ECG and pulses, even during pacing
- Display virtual 12-lead dynamic ECG rhythms

CIRCULATION

- Bilateral palpable carotid, radial, and brachial pulses are synchronized with heart rate and blood pressure
- Monitor oxygen saturation on the left index finger using a real oximeter and finger sensor
- Disable radial pulses
- Measure blood pressure using a real sphygmomanometer support for manual and automatic blood pressure cuffs
- Auscultate Korotkoff sounds between systolic and diastolic pressures
- Pulse strength is blood pressure dependent
- Bilateral venous access
- Automatic drug recognition system integrated into the lower right forearm detects medication type, dose, and rate
- Medications infused into the drug recognition arm trigger automatic vital sign changes which affect the mother and fetus
- SubQ and intramuscular injection sites for placement exercises

GASTRO-INTESTINAL

- Selectable bowel sounds
- Internal fluid bladder with urethra for Foley catheterization exercises
- Rectum with suppository placement sensor

ACTIVE BIRTHING BABY

- High fidelity full-term baby with realistic size and weight
- Orientation sensors in the body report internal and external rotation and the position of the head relative to the body
- Anatomical landmarks include palpable fontanel and sutures
- Natural and graceful extension and rotation of the fetal head during birth
- Fully articulating fetal neck and limbs allow the practice of obstetrical maneuvers
- Smooth skin allows the use of vacuum devices or forceps
- Smooth full body skin with seamless joints
- Full body endoskeleton provides postural support, range of motion and resistance
- Articulated spine, shoulder, elbow, hip, and knee joints with human like range of motion allows practice of newborn assessment techniques
- Multiple heart sound types and programmable heart rate
- Multiple respiratory sounds and programmable respiratory rates
- Crying with adjustable volume levels
- Central cyanosis with programmable intensity levels
- Visible head movement
- Programmable conditions for 1-minute APGAR assessment
- Detachable umbilical cord can be configured to simulate cord complications

UNI® SOFTWARE

- Tablet PC preloaded with UNI® included
- Control Victoria using manual controls, programmed scenarios, or with assistance of the Automatic Mode
- 45+ preprogrammed scenarios with lifetime license and scenario player
- Easy-to-use scenario editor
- Maternal-fetal-newborn automatic model
- Track participant actions
- Generate lab tests and results
- Virtual patient monitor gives quick look at all simulator vitals
- Preprogrammed medication library with 50+ drugs and drug editor
- Questionnaire/form generator
- Follow the descent and rotations of the fetus through birth canal
- Monitor real-time traction applied to the fetal head
- Automatically detect and log suprapubic pressure
- Documents leg angles during McRoberts maneuvers

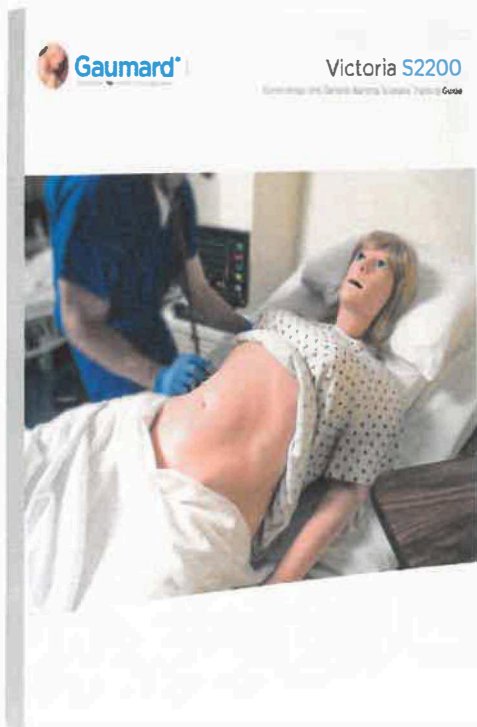


VIRTUAL PATIENT/ FETAL MONITOR

- High definition touchscreen all-in-one monitor with lifetime software license
- Virtual Monitor receives maternal and fetal vital signs data wirelessly
- Interactive patient and fetal cardiococograph touchscreen monitor included
- Display maternal and fetal vital signs simultaneously
- Customizable screen layout can mimic real diagnostic monitor interfaces
- Customizable vital sign parameter alarms
- Display images such as ultrasounds, CT scans, lab results for care providers to use during the simulation
- Display maternal vital signs and FHTs side by side
- Display up to 8 numeric parameters, 5 real-time waveforms in Manual operating mode, and 12 real-time waveforms in the Automatic operating mode.
- Cardiococograph screen displays information in real time
- Uterine activity is synchronized with the mother's condition and the movement of the fetus during labor
- Audible heart tones simulate external fetal heart tones or an internal fetal scalp electrode
- Review up to 2 hrs of recorded fetal tracings
- Save/print fetal tracings for debriefing



VICTORIA® S2200 | Nursing and Gynecology Training Package



GYNECOLOGY AND NURSING SCENARIO-BASED TRAINING GUIDE

The optional GYN and Nursing package (S2200.234) includes a scenario library designed to expand your simulation program to cover all American Council of Graduate Medical Education (ACGME) competencies. Additionally, it includes a scenario-based training guide with case documentation, including full patient history, case parameters, and debriefing objectives, to help you increase the effectiveness of each exercise.

NURSING AND GYN SCENARIOS

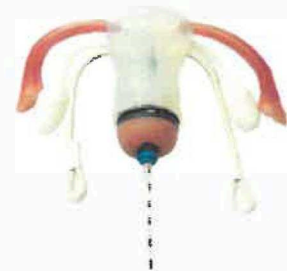
1. Placement of an Intrauterine Device (IUD)
2. Chronic Abdominal Pain Associated with Opioid Use
3. Sexual Assault
4. Potential Cervical Carcinoma
5. Pelvic Inflammatory Disease
6. Potential Ectopic Pregnancy
7. Laparoscopic Tubal Ligation
8. Hypoxia in the Post Anesthesia / Recovery Area
9. Cardiac Emergency in the Post Anesthesia / Recovery Area
10. Fire in the Surgical Suite



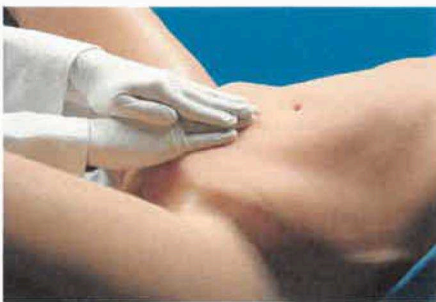
Interchangeable retroverted, anteverted, and IUD uteri



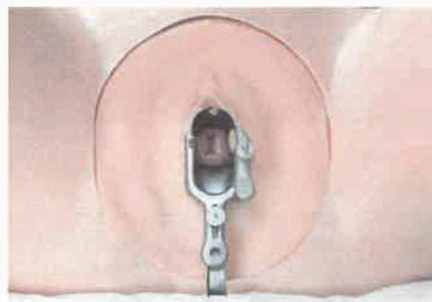
Normal and abnormal cervixes, including normal parous, polyp, cervical erosion, nabothian cyst, purulent cervicitis, and carcinoma.



Transparent uterus for IUD placement and assessment



Palpable nonpregnant abdominal cover



Speculum examination



Programmable bowel sounds

VICTORIA® S2200 | Options and Accessories

VICTORIA®

S2200

Patented; other patents pending

Skin tones available at no extra charge

Light  Medium  Dark 

VICTORIA®

- Active birthing baby
- Integrated automatic drug recognition
- 20 Programmable Drug Recognition Syringes with labels
- Wireless Simulator Control Tablet PC with rugged bump case
- UNI® Simulator Control Software with Lifetime License
- 45+ Preprogrammed scenarios with Lifetime License
- Automatic Mode control license
- Streaming voice headset
- Touchscreen vital signs monitor
- RF communications module
- USB wireless router
- Mother and baby battery chargers
- User guide and quick start guide
- Instructor and student training guides
- Palpation abdominal cover
- Contraction abdominal cover
- C-section abdominal cover
- Postpartum abdominal cover
- 2 umbilical cords
- 2 precut umbilical cords
- Placenta
- Epidural insert
- C-section baby
- 2 C-section abdominal skins
- 2 C-Section uterine walls
- Healthy PPH perineum
- Midline episiotomy suture trainer
- Mediolateral episiotomy suture trainer
- 4th degree episiotomy suture trainer
- 2 suppositories
- Artificial blood concentrate
- Mineral oil lubricant
- Hospital gown, baby head cap, receiving blanket and diaper
- Manual blood pressure cuff
- 2 baby delivery rings
- Birthing baby cradle
- Delivery rods
- Bladder, IV, and PPH filling kits
- NIBP calibration kit
- Antecubital vein replacement set
- Spare cervix and birth canal
- Birthing baby service cable
- 15 ft. RJ45 cable
- One-Year Limited Warranty
- Extended warranty plans available

WWW.GAUMARD.COM



SUPER TORY® S2220



S2220

Patented; other patents pending

Skin tones available at no extra charge

Light  Medium  Dark 

- Super Tory - Wireless and Tetherless Neonatal Patient Simulator
- Wireless Tablet PC with UNI®
- Accessories
- One-Year Limited Warranty

TORY® S2210



S2210

Patented; other patents pending

Skin tones available at no extra charge

Light  Medium  Dark 

- Tory - Wireless and Tetherless Neonatal Patient Simulator
- Wireless Tablet PC with UNI®
- Accessories
- One-Year Limited Warranty

PREMIE HAL® S3009



S3009

Patented; other patents pending

Skin tones available at no extra charge

Light  Medium  Dark 

- Premie HAL - Wireless and Tetherless Premature Neonate Simulator
- Wireless Tablet PC with UNI®
- Accessories
- One-Year Limited Warranty

12" MOBILE PATIENT MONITOR

S2200.002

- Mobile patient monitor displays vital signs in real time
- Display numeric values and waveforms
- Customizable alarms and layout
- Display simulated ultrasounds, CT scans, lab results, x-rays

MODIFIED PHILIPS® DEFIBRILLATION CABLE

S2200.126

- Adapter cable to connect Phillips® defibrillator to Victoria defib site studs

MODIFIED PHYSIO-CONTROL® DEFIBRILLATION CABLE

S2200.127

- Adapter cable to connect PHYSIO-CONTROL® defibrillator to Victoria defib site studs

MODIFIED ZOLL® DEFIBRILLATION CABLE

S2200.128

- Adapter cable to connect ZOLL® defibrillator to Victoria defib site studs

REAL CO₂ EXHALATION

S2200.078

- Real and measurable EtCO₂
- 10 programmable levels of CO₂ output
- Portable design allows continuous monitoring during transport

TOLL FREE USA & CANADA 800.882.6655 | WORLDWIDE 305.971.3790

VICTORIA® S2200 | Options and Accessories

NURSING AND GYNECOLOGIC PACK

S2200.234

This versatile training package adds gynecologic and nursing capabilities to Victoria, the world's most advanced birthing simulator. Use Victoria as a nursing simulator and perform a "head-to-toe" assessment of your patient; or use the versatile GYN package to perform routine exams as may be performed by nurses pursuing a GYN specialty or by a physician intern or resident in training.

- "Head-to-toe" clinical assessments
- Inspection of the vulva and vagina
- Vaginal speculum examination permitting visual recognition of normal and abnormal cervixes
- Bimanual pelvic examination allowing palpation of the uterus IUD insertion and removal
- Tubal Occlusion
- Minilaparotomy
- Laparoscopy
- Uterine manipulation
- Suppository Placement
- Auscultation of bowel sounds in four quadrants

INCLUDES

- Abdominal cover simulating non-pregnant patient
- 10 General and high risk patient scenarios
- Scenario-based Training Guide
- Anteverted uterus
- Retroverted uterus
- Transparent anteverted Uterus for IUD placement
- 5 Normal cervixes with patent os
- 6 Non-patent cervixes including 1 normal parous and 5 abnormal cervixes
- Removable perineum with integral urethra, vagina, and rectum
- Interchangeable normal tubal fimbriae and ovaries for the anteverted and retroverted uteri
- Simulated round and ovarian ligaments

CONSUMABLES AND REPLACEMENT ITEMS

FALLOPIAN TUBES

S2200.119

Replacement fallopian tubes, set of 2

OVARIES

S2200.118

Replacement ovaries, set of 2

NORMAL CERVIX

S2200.146.1

Normal cervix with patent os, set of 5

ABNORMAL SET OF 6 CERVIX

S2200.146.2

Abnormal non-patent cervixes, including 1 normal parous and 5 abnormal cervixes

ANTEVERTED UTERUS

S2200.110.1

Anteverted uterus including round ligaments and detachable fallopian tubes and ovaries

RETROVERTED UTERUS

S2200.110.2

Retroverted uterus including round ligaments and detachable fallopian tubes and ovaries

IUD UTERUS

S2200.110.3

Transparent uterus for training of IUD placement, including fallopian tubes, ovaries, and round ligaments

PERINEUM ASSEMBLY

S2200.117

Perineum assembly including integrated vagina, rectum, and bladder

DEEP VEIN THROMBOSIS LEG



S2200.101

Skin tones available at no extra charge

Light  Medium  Dark 

The Deep Vein Thrombosis (DVT) package for Victoria® features:

- A replaceable DVT left leg including edema, erythema, and palpable cordlike venous segments on the anterior and lateral leg
- Includes a preprogrammed drug library of anticoagulation regimens, including blood thinners, such as Heparin, unfractionated Heparin, low molecular weight Heparin, and Warfarin, and thrombolytics, such as Alteplase.
- Includes preprogrammed scenarios covering common causes of DVT such as inactivity, changes in veins post-surgery, injury to blood vessels, and familial tendency.
- Allows the training of sizing, applying, and maintaining of a graduated compression stocking

VICTORIA® S2200 | *Maternal and Neonatal Birthing Simulator*

REQUEST A QUOTE

14700 SW 136th Street
Miami, Florida 33196-5691

P.O. Box 140098
Coral Gables, Florida 33114-0098

Toll Free USA
Call 8:00 a.m. - 7:30 p.m. ET
Monday - Friday
800.882.6655

Worldwide
305.971.3790

Fax
305.252.0755
24 hours

Website
www.gaumard.com

Sales / Customer Service
sales@gaumard.com

ABOUT GAUMARD®

We are your direct source for health care education needs. Gaumard® is family owned and operated.

PLACE YOUR ORDER

By telephone, fax, or on-line at www.gaumard.com

WE ACCEPT

VISA, MasterCard, American Express

WARRANTY

Gaumard products are covered by a one-year limited warranty. Terms and conditions apply. Please visit www.gaumard.com for details.

EXTENDED WARRANTY & TRAINING

Extended warranty plans and training are available.

TECHNICAL SUPPORT

Available 8:00 a.m. to 7:30 p.m. ET weekdays, or email us at support@gaumard.com
Phone: 786-478-3838

ONLINE SUPPORT 24/7

Download articles, instructions, teaching tips. View instructional videos on demand.

REPAIR

Gaumard® offers repair services and parts. For more information visit www.gaumard.com



Gaumard®
Simulators for Health Care Education



Sunflower Warmer

Radiant Warmer



Simple and Versatile

Total support from postnatal treatment to NICU care.

The most suitable model can be chosen from a cost-effective line up.

Hi-Low/Tilt



Cabinet/Tilt

