

Položka č. 2

ATOM Sunflower - Místo s vyhříváním pro první ošetření novorozence

Mobilní zařízení pro primární poporodní péči o novorozence, v jednom integrovaném celku zahrnuje vyhřívané lůžko pro novorozence, zářič umístěný nad lůžkem, ergonomicky umístěný ovládací panel a displej pro zobrazení nastavitelných parametrů a monitorovaných funkcí, funkční držáky a odkládací prostory, madlo a kola pro přesun.

Možnost použití nebo upevnění

- poporodní standardní péče
- stabilizaci hypotermických novorozenců
- fototerapii s modrým světlem
- aplikaci infuzí
- řízenou ventilaci

Klíčové parametry:

- centrální umístění ovládacího panelu i zářiče
- přístup ze čtyř stran
- možnost upevnění příslušenství
- zobrazení na displeji:
 - nastavená teplota
 - aktuální kožní teplota
 - aktuální výkon zářiče zvoleného provozního režimu –min. 3 provozní režimy (předehřátí, manuální nastavení výkonu, servořízení kožní sondou)
 - Apgar časomíru a tzv. "CPR Timer" – vyzve k posouzení stavu novorozence min. každých 30 sekund
- resuscitační jednotka
- jednotka pro sledování hmotnosti
- technické parametry:
 - napájecí napětí 230V, 50/60 Hz
 - osvětlení min. 600 Lx
 - rozměry :
 - výška nastavitelná v rozmezí 1770 - 1970 mm
 - šířka max. 665 mm
 - délka max. 1080 mm
 - hmotnost 96 kg
 - výkon topného tělesa min. 500 W
 - možnost horizontálního natočení min. 170 ° (85 ° na obě strany)
 - možnost podélného naklápění lůžka min. $\pm 13^\circ$
- elektrické nastavení výšky
- odklápací bočnice
- police/zásuvky ve spodní části stojanu
- police/košík/zásobník s možností umístění na stojanu

- držák na sběrné sáčky, infuze
- madlo sloužící k přesunu přístroje
- světlo na flexibilním ramenu
- otočné rameno pro připevnění monitoru
- 4 otočná dvojitá kola s brzdou

ATOM Sunflower novorozenecké vyhřívané lůžko splňuje nejvyšší kritéria moderních termoregulačních přístrojů. Kompletně vybavené lůžko se dodává s nehlukně sklopnými bočními panely, snadno ovladatelnými jednou rukou. Unikátní konstrukce navíc umožňuje přístup k pacientovi ze všech čtyř stran, což z lůžka *Sunflower* činí ideální volbu pro novorozence vyžadujícího týmový přístup. Elektronická regulace teploty v prostoru matrace zajišťuje optimální termální prostředí pro novorozence přičemž teplotní stabilitu kontroluje automatický alarmový systém. Bohatá škála příslušenství umožňuje konfigurovat lůžko *Sunflower* podle individuálních požadavků.

Hlavní specifikace:

- ✓ speciální teplo vodivý antidekubitní pasivně vyhřívaná matrace 50 x 70 cm
- ✓ odklopné boční panely s tlumícím systémem zabezpečující nehlukně automatické sklopení
- ✓ unikátní výklopný výkonný zářič s dlouhovlnným infračerveným vyhřívacím tělesem o výkonu 500W
- ✓ ovládací panel s integrovanými centrálními alarmy a displejem měřených i nastavených hodnot
- ✓ APGAR časomíra a CPR časovač
- ✓ předeřívací režim bez alarmů
- ✓ manuální řízení vyhřívání, nastavení v krocích po 5 %
- ✓ servořízení vyhřívání s kožní teplotní sondou
- ✓ integrované vyšetřovací světlo
- ✓ plynulé nastavování sklonu matrace (Trendelenburg/anti-Trendelenburg) s indikací úhlu sklonu až do 13o
- ✓ integrovaná zásuvka pro RTG kazetu
- ✓ pojízdný podvozek s dvojitými kolečky s brzdou
- ✓ opční integrovaná váha
- ✓ opční resuscitační výbava (T-resuscitátor, směšovač kyslík/vzduch, průtokoměr a odsávačka)
- ✓ opční pojízdný podvozek s elektrickým nastavením výšky matrace od 80 do 100 cm a dvojitými kolečky s brzdou
 - ✓ Pojízdný podvozek s elektrickým nastavením výšky matrace
 - ✓ od 80 do 100 cm a s dvojitými kolečky s brzdou
 - ✓ Integrovaná váha s displejem
 - ✓ **Sechrist resuscitační sada** pro bezpečnou a plíce chránící resuscitaci novorozenců. Sada zahrnuje Sechrist směšovač
 - ✓ vzduch-kyslík s přesným průtokoměrem, NEO-I T-resuscitátor
 - ✓ s PIP a PEEP limitem, sadu příslušenství a fixační komplet pro připevnění na lůžko ATOM Sunflower
 - ✓ Stojan na infuzi s držákem na kolejnicový sloup, výškově nastavitelný
 - ✓ Police na příslušenství s držákem na IV stojan nebo vertikální tyč, výškově nastavitelná
 - ✓ Police polohovatelná na monitor/příslušenství s držákem na kolejnicový sloup, výškově nastavitelná
 - ✓ Vyšetřovací světlo LF s držákem na kolejnicový sloup, nastavitelné pomocí ohebného ramene

- ✓ intenzivní bílé studené LED světlo
- ✓ svítivost 15000 lux
- ✓ životnost 50000 hodin
- ✓ Skříňka se zásuvkou na nastavitelný podvozek, přístupná z obou stran
- ✓ Madla (zadní) pro snadnou manipulaci s lůžkem a transport,
- ✓ výškově nastavitelná, sada/2 ks.

Je zaručena plná funkční kompatibilita se simulátorem novorozence, který je součástí porodního simulátoru zahrnutého ve stejném zadávacím řízení

Položka č. 3

Porodní postel AVE - Porodní lůžko

Mobilní porodní postel segmentovaná, elektricky polohovatelná (napájení ze sítě 220V a záložních baterií), s dálkovým ovladačem polohování, s držáky nohou, madlem a kolečky s centrální brzdou pro přesun postele.

- vedení porodu klasickým i alternativním způsobem s variabilitou porodních poloh:
 - v polosedě se zapřením nohou/s ručním zapřením o hrazdu/s asistencí partnera
 - v gynekologické porodní poloze
 - ve dřepu s oporou partnera
 - na všech čtyřech
 - vleže na boku
 - ve vertikální poloze s ručním zapřením
 - vleže na zádech

Parametry:

- kovová konstrukce
- široká ložní plocha (960mm)
- provedení bez ostrých hran
- možnost fixace ovládacích prvků
- antibakteriální potah v barevném provedení s bezešvým polstrováním
- ruční dálkový ovladač
- háček na uchycení ovladače (na obou stranách postele)
- zasouvatelný podnožní díl včetně čalounění
- madlo zad s čalouněním
- hrazdu s čalouněním
- boční zábrany (pár) s čalouněním
- úchyty pro ruce (po obou stranách)
- držák nohou (L/P, pár) s čalouněním
- podhlavník
- Euro lišty (na obou stranách sedáku)
- zasouvatelná nerezová miska o objemu 4,5 l




- možnost nastavení Trendelenburgovy polohy (elektricky i manuálně)
- 4 kolečka o průměru max. 125 mm (1x směrové)
- centrální brzdu
- infuzní stojan (integrováný, nerezový, teleskopický)
- lékařská židličku
- rozměry:
 - délka 2100 mm (rozložený stav)
 - šířka max. 1016 mm (rozložený stav)
 - výška min. 600 mm/max. 895 mm (od podlahy, včetně polstrování)
 - šířka matrace 960 mm
- úhel nastavení podnožního dílu min. 0°/ +25°
- výškové nastavení podnožního dílu 225 mm
- vysunutí podnožního dílu min. +0°, 60°, 90°
- maximální zdvih výškového nastavení 295 mm
- úhel nastavení zádového dílu -12°/+70°
- úhel nastavení sedacího dílu min. 0°/+20°
- zatížení ložné plochy max 245 kg
- záložní akumulátory 1,3 Ah
- napájení 220 V
- frekvence 50/60 Hz
- záložní baterie
- síťový kabel 4,5 m
- ekvipotencionální svorka


Je zaručena plná funkční kompatibilita s patientským porodním simulátorem (těhotná žena) zahrnutým ve stejném výběrovém řízení



Gaumard®
Simulators for Health Care Education

THE NOELLE® S2200
VICTORIA™





MOTHER AND NEWBORN

In labor and delivery, the care provider's goal is to ensure the well-being and safety of both the mother and the newborn. Unexpected complications can occur and in critical situations, care providers with the appropriate knowledge and experience make all the difference.

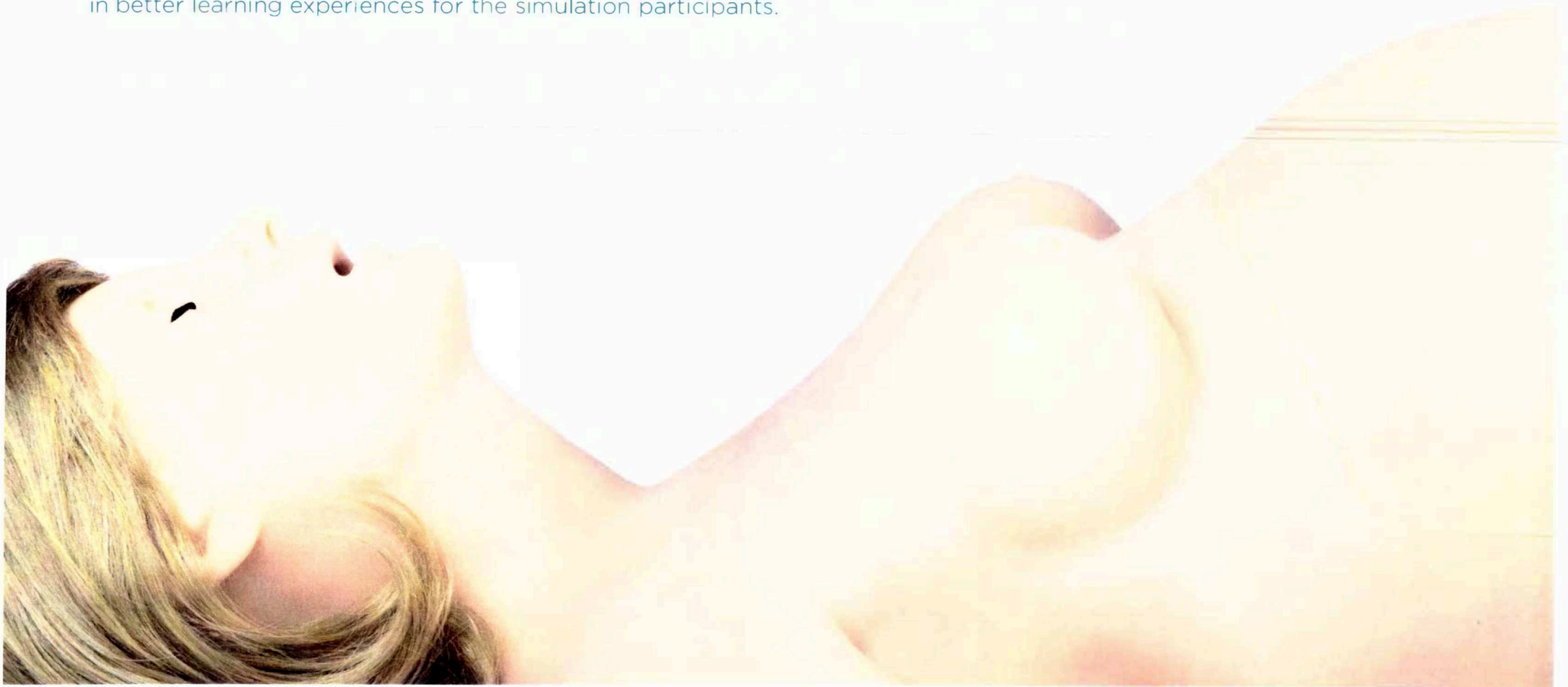
SIMULATION IN HEALTHCARE EDUCATION

For over 60 years Gaumard remains committed to providing innovative simulation solutions for healthcare education. Our products today are built on a foundation of knowledge and experience in maternal and neonatal simulation. **We are the pioneers and the industry leaders.** Educators worldwide rely on Gaumard and the NOELLE line of birthing simulators: the most widely used birthing simulators for training today's medical students and health care professionals. Our philosophy remains "Leadership through Innovation."

> MOTHER > FETUS > BIRTH > DELIVERY > POSTPARTUM

VICTORIA™

Victoria is the newest member of the NOELLE® family of birthing simulators. Victoria is innovative, revolutionary and like no other. She provides the most advanced and realistic simulation experience. During simulation, realism facilitates the suspension of disbelief. This new, never before seen level of fidelity, offers more immersive simulations that result in better learning experiences for the simulation participants.



BEAUTY

Victoria is a beautifully proportioned full-term mother. An incredibly smooth and supple innovative new skin covers her anatomically correct body from head to toe. Her lifelike appearance and human-like articulation allows care providers to suspend disbelief faster and care for Victoria with uncompromising medical technique.

CARE IN MOTION

Victoria's tetherless design is the true definition of a completely wireless patient simulator. All of Victoria's components are housed within the simulator itself, operating quietly and continuously without the need for any external connections. Gaumard pioneered this revolutionary concept in 2004 to give care providers the ability to perform true "Care in Motion" simulations.

Victoria includes our newest advances in tetherless technology. Her internal rechargeable battery and energy efficient technology allow for untethered and uninterrupted simulations that can last upwards of 8 hours. No other maternal and neonatal simulator comes close to providing this level of mobility and freedom.

Victoria is ready for simulation anywhere training needs to take place. Transport Victoria from the birthing suite to the operating room without interrupting the flow of simulation and learning. With Victoria, educators can implement simulations for triage, team training and team hand-offs and improve performance in areas where mistakes often occur.





MOTHER > FETUS > DELIVERY > BABY > MOTHER

SEEING AND BELIEVING

To truly provide a better learning experience, a patient simulator should integrate seamlessly into a medical setting. Victoria's innovative features mimic human physiology so well that providers can monitor her vital signs and fetal heart tones using **real** medical equipment. It's realism that you can feel with your hands and will suspend your disbelief.

REAL MONITORING

Recognizing maternal and fetal distress is an important skill every care provider must have. Therefore, the most advanced simulations should allow for learning using real diagnostic medical equipment.

Victoria supports the widest range of medical diagnostic equipment of any tetherless maternal and neonatal simulator. Use a real fetal monitor, ECG monitor, defibrillator, pulse oximeter and automatic blood pressure monitor device. Care providers can set-up and operate real equipment, interpret critical information and follow protocols just as they would in real clinical situations.



LIFELIKE FULL-TERM ABDOMEN

Victoria's full-term abdomen has a smooth feel with lifelike roundness and firmness. Within her pregnant belly, the unborn fetus floats freely inside an amniotic sack, providing tactile feedback and resistance when performing Leopold's maneuvers or external version exercises.



LABOR CONTRACTIONS

Victoria's abdomen realistically relaxes and firms with every contraction. This human-like behavior allows providers to palpate contractions during assessment. Attach a real fetal monitor directly to the abdomen to track the fetal heart rate and contraction frequency, intensity and duration.



> MOTHER & FETUS > DELIVERY > BABY & MOTHER

THE NATURE OF LABOR AND DELIVERY

In the real world no two labors are the same. Every delivery is unique. Nature is unpredictable. Care providers must be ready to ensure the safety of the mother and baby in any situation.

Victoria can simulate low and high risk deliveries with an endless variation of clinical presentations and she can do so with precise repeatability. The patented fetal delivery system, powerful control software and a library of preprogrammed scenarios combine to allow learners to resolve situations in a safe environment, improve performance in specific situations and gain valuable hands-on experience.

PRECISION DELIVERY EVERY TIME

Victoria features the most advanced and innovative fetus delivery system. It allows her to simulate the natural movement of the fetus during childbirth with unmatched fidelity. It is ultra-precise, whisper-quiet and smooth. The fetus realistically rotates, dips and dawns on delivery with natural grace.

Victoria's innovative birthing system is remotely controlled using a powerful yet intuitive user interface. This seamless combination of software and hardware allows for the precise control of fetal movements to be in perfect synchrony with vital signs during delivery. The system allows you to repeat and replay even the most complex scenarios so each team of participants can be challenged in the same manner and each assessed objectively.



NORMAL DELIVERIES

Victoria sets a new standard of realism in childbirth simulation. Her birth canal is anatomically correct, complete with a dilating cervix and pelvic landmarks. During delivery, the fetus dips, dawns and rotates in a natural way. Care providers can assist the fetus during the delivery while the interaction is monitored directly from the software's 3D fetal animation.



BREECH DELIVERIES

Simulate a realistic breech birth to prepare care providers for low frequency, high-risk vaginal breech deliveries. Victoria permits the use of breech delivery management techniques, such as Pinard's maneuver, to facilitate a vaginal delivery. Alternatively, she supports the use of the Zavanelli maneuver, while being rushed to the operating room for an emergency C-section delivery.



C-SECTION DELIVERIES

Victoria's tetherless design, realistic anatomy and presentation of symptoms allows for a comprehensive simulation scenario that requires a C-section delivery. Train your team on C-section delivery protocols that can include assessment, transport, hand-off and the surgical procedure to deliver the baby. Victoria's C-section delivery capability supports the use of real surgical instruments for cutting and suturing the abdominal wall. The replaceable abdominal insert is multi-layered to simulate real skin and bleeds when cut.



ASSISTED DELIVERIES

Victoria's fetus allows for the performance of assisted deliveries using real instruments such as vacuum-assisted delivery devices and forceps.



SHOULDER DYSTOCIA

Entrapment of the fetal shoulder is an emergency situation. To prevent fetal injury, care providers must work as a team and act quickly. Victoria can present tell-tale signs of a shoulder dystocia complication, including the fetal head emerging and retracting (turtle sign), decrease in the fetal heart rate as seen on the fetal monitor and delayed external rotation. Victoria is perfect for teaching and practicing shoulder dystocia protocols in a team approach. She allows for management techniques such as McRoberts, suprapubic pressure, rotation of the fetal shoulder, posterior arm sweep and rolling over on hands and knees (Gaskin). Moreover, she can deliver a newborn having signs of distress, which expands simulation to include newborn evaluation and care.

Victoria's realistic articulation lets care givers perform maneuvers such as McRoberts, "hands and knees" and more.

Amniotic fluid presents early in the delivery process to help lubricate the birth canal and the fetus as it passes through the birth canal.



HOME > COURSE > LESSONS > BABY > MOTHER

ASSURING A HEALTHY START

Evaluating and caring for a newborn immediately after birth are important team skills. Victoria can simulate complications where the newborn presents signs of distress that require immediate intervention.





NEWBORN

Victoria's newborn is a beautifully proportioned, full-term baby with realistic size and weight and a soft and supple skin that covers its entire body. An endoskeleton provides human-like joint articulation, giving care providers progressive limb resistance when assisting the fetus during the delivery. The newborn's features and lifelike appearance allow for a more realistic childbirth simulation.

SIGNS OF HEALTH

The newborn can present signs of distress such as cyanosis, low heart rate and labored breathing. As the newborn's health improves, care providers can listen for a normal heart rate, lung sounds, crying, and see active movement. Just like Victoria, the newborn is completely tetherless, having no connections to external components. Care providers can freely move the newborn during interventions providing true "Care in Motion" simulation.

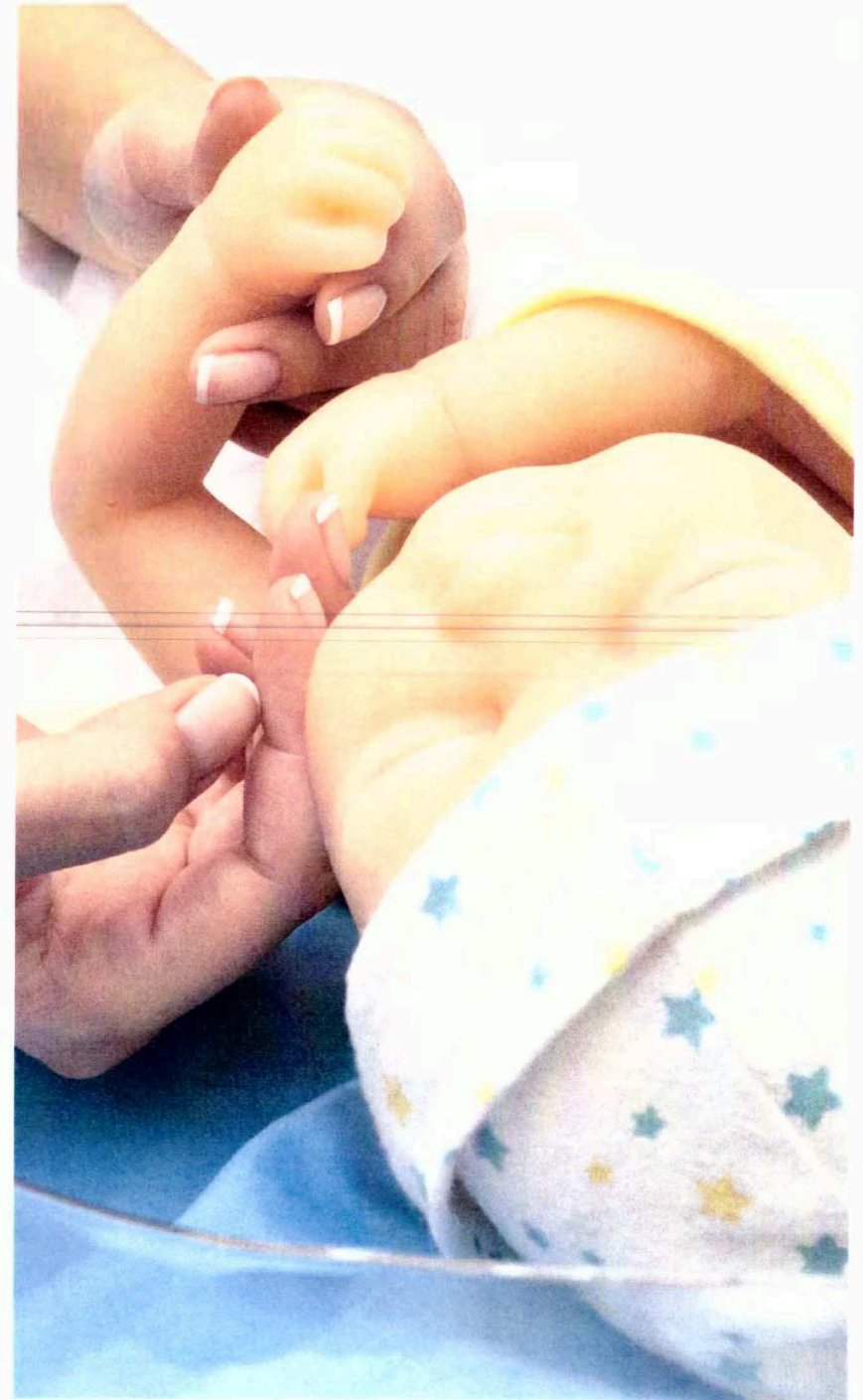
MOVEMENT



CYANOSIS



AUSCULTATION

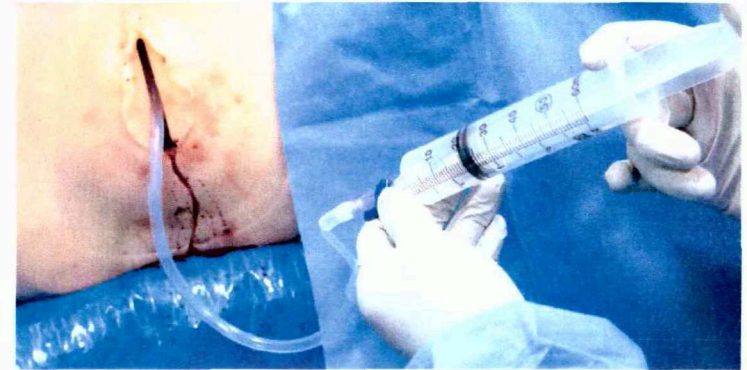




MOTHER > FETUS DELIVERY > BABY > MOTHER

A MOTHER'S CARE

Obstetrical hemorrhage is one of the leading causes of maternal mortality. An effective management protocol requires the practice of individual skills and cohesive teamwork.



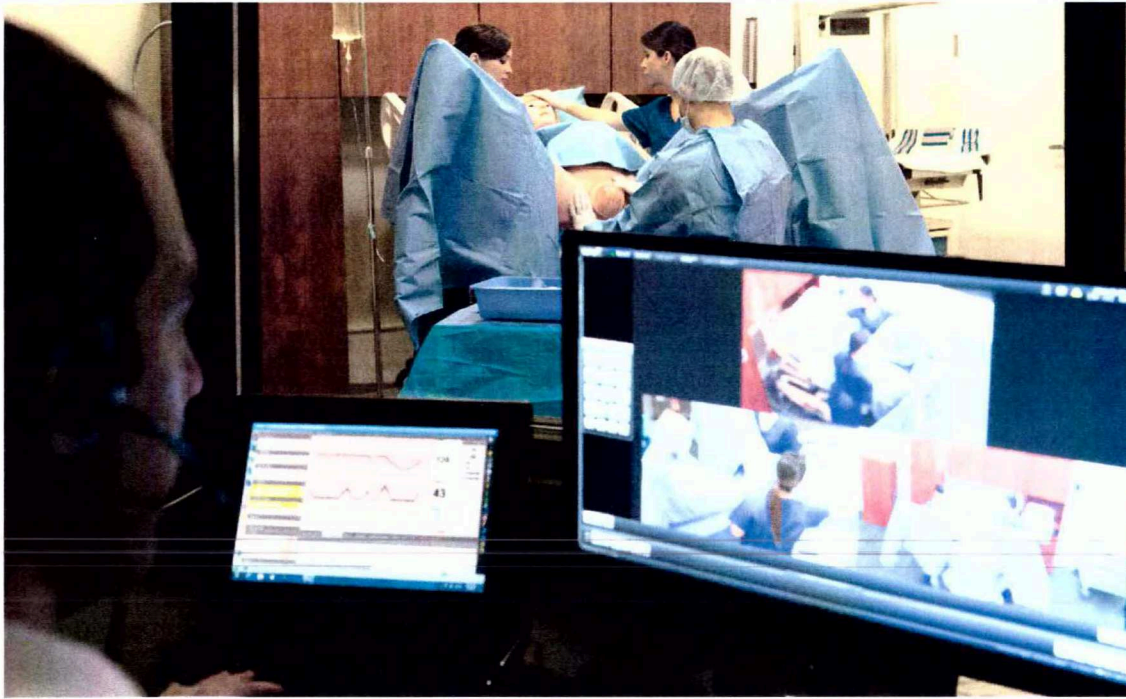
POSTPARTUM HEMORRHAGE

Victoria features programmable bleeding. Her vital signs deteriorate over time in response to the selected blood loss, leading to the onset of shock. Such bleeding may be reduced through fundal massage or even the insertion and inflation of a balloon tamponade device.



EPISIOTOMY REPAIR / PLACENTA

Victoria includes three replaceable episiotomy modules which feature a midline episiotomy with peri-urethral tears, a mediolateral episiotomy with tears to the labia minora and a multi-layer fourth degree episiotomy with hemorrhaging vaginal sidewall tears and cervical lacerations. These modules allow multiple surgical repairs using real surgical instruments. Victoria's realistic placenta and umbilical cord allow for the simulation of various complications including nuchal cord, cord prolapse, placenta previa, retained fragments and much more.



AUTOMATIC MODE

The Automatic Mode software engine features a maternal/fetal/newborn model which simulates the physiological link between the mother, fetus and newborn. The software engine automatically adjusts the mother's and fetus' vital signs in response to medications, blood loss and interaction by the care provider. It also allows you to wirelessly transfer the condition of the fetus to the Newborn HAL S3010 or Premie HAL S3009 for a seamless transition into a full neonatal resuscitation scenario.

SOFTWARE

COMPLETE CONTROL

Powerful patient simulator control software offers the ease of use and capability required by even the most demanding simulation programs. The software is preinstalled on the wireless tablet PC included with Victoria. This lightweight tablet allows you to effortlessly control Victoria by the bedside, from a control center, or anywhere else up to 300 feet away. The user interface includes a labor and delivery control screen, patient and fetal monitor, an active 3D patient animation, a scenario editor and player, a laboratory report generator, an activity log and much more. The labor and delivery control screen is an intuitive user interface with options and controls to manage or program the labor and delivery process. Get simulations started right away with the included comprehensive library of more than 30 preprogrammed labor and delivery scenarios, complemented by printed student and instructor guides. Scenarios are easy to create or edit so you can expand the scenario library as needed by your program.



ACTIVE 3D

Victoria is designed to capture a care provider's performance. Built-in sensors track the forces applied to the fetus and its position as it moves through the birth canal. The feedback information is displayed via an active 3D patient animation of Victoria and her fetus. Such animation can be recorded and viewed during debriefing.

FEATURE HIGHLIGHTS

VICTORIA

- Full-term mother with unsurpassed realism and lifelike appearance
- Anatomically correct with realistic proportions
- Innovative realistic skin
- Human-like articulation
- "Care-in-Motion" tetherless technology
- Fully operational for up to 10 hours while untethered
- Administer epidurals
- Wireless speech

MONITORING

- Use real medical equipment to monitor mother and fetus:
 - Fetal heart tones and contractions
 - ECG monitor
 - Defibrillator
 - Pulse oximeter
 - Automatic blood pressure cuff
- Perform Leopold maneuvers and external version exercises
- Palpate realistic contractions

DELIVERY

- Precision Delivery System allows for:
 - natural fetal movement during birth
 - whisper-quiet and smooth operation
 - precise repetition of even the most complex delivery scenarios
- Amniotic fluid reservoir provides realism and lubrication during delivery
- Perform the following delivery scenarios:
 - Normal delivery
 - Breech
 - Shoulder Dystocia
 - C-section
 - Assisted deliveries with forceps or vacuum devices

BIRTHING BABY (included)

- Full-term baby with unsurpassed realism and lifelike appearance
- Anatomically correct with realistic proportions, size and weight
- Innovative realistic skin
- Realistic newborn articulation
- "Care-in-Motion" tetherless technology
- Baby can present the following signs of health or distress:
 - Heart and lung sounds
 - Movement
 - Crying
 - Cyanosis

POSTPARTUM

- Realistic postpartum hemorrhaging with programmable flow control
- Perform fundal massage or the insertion of a balloon tamponade device
- Repair 1st to 4th degree episiotomies using real surgical equipment
- Realistic placenta and umbilical cord can be delivered normally, but also allow for the simulation of various complications including:
 - Nuchal cord
 - Cord prolapse
 - Placenta previa
 - Retained fragments

CONTROL SOFTWARE

- Powerful and easy to use software with active 3D patient animation
- Control Victoria with a tablet PC from up to 300ft away
- Complete, precise and repeatable control over Victoria, the birthing baby and the labor and delivery process
- Over 30 preprogrammed obstetric scenarios included
- Edit or create your own scenarios
- Automatic Mode and Drug Recognition System

For more information on Victoria, including videos, photos and a complete list of features and specifications please visit:

www.gaumard.com/victoria

PURCHASE OPTIONS

NOELLE® S2200 VICTORIA™

INCLUDES:

- Victoria
- Birthing Baby
- Automatic Mode and Automatic Drug Recognition System
- Wireless Tablet PC
- 20in Vital Signs Monitor

ADD-ONS:

NEWBORN HAL® S3010

Purchased with VICTORIA™

INCLUDES:

- Newborn HAL S3010
- Wireless Tablet PC
- 17in Fetal/Newborn Monitor

PREMIE HAL® S3009

Purchased with VICTORIA™

INCLUDES:

- Premie HAL S3009
- Wireless Tablet PC
- 17in Fetal/Newborn Monitor

NEWBORN HAL® S3010 and PREMIE HAL® S3009

Purchased with VICTORIA™

INCLUDES:

- HAL S3010 and HAL S3009
- 2 Wireless Tablet PCs
- 17in Fetal/Newborn Monitor

OPTIONS:

12in Touch Screen Tablet
Vital Signs Display

Modified Phillips
Defibrillation Cable

Modified Physio®
Defibrillation Cable

Modified Zoll®
Defibrillation Cable

CHOOSE A SKIN COLOR:



TOUCH SCREEN TABLET



Gaumard®
ARTISANAL CHOCOLATE & CONFECTIONERY

www.gaumard.com | 1-800-850-8500 | 10000 Blvd. de l'Industrie, St. Laurent, QC H4S 1Y6, Canada

© 2014 Gaumard Confectionery, Inc. All rights reserved. Gaumard is a registered trademark of Gaumard Confectionery, Inc.

MADE IN THE U.S.A.

100% PURE CHOCOLATE