


**PERFORMANCE AGREEMENT no. CGRE 2024 018**  
**Concluded this day of September 27<sup>th</sup> 2024**


**CONTRACTING PARTIES**


**GLOBAL RECORDS SRL**, company duly incorporated and existing under the laws of Romania, having its registered office at Bucharest, sec.1, Street. Putul lui Zamfir no. 32-34, Romania, VAT No. RO26382443, duly represented by **Olga Juverdeanu** **General Manager**, hereinafter referred to as the **PROVIDER**,


and


**Statutární město Ostrava, městský obvod Michálkovice**, company duly incorporated and existing under the laws of Czech Republic having its registered office at Československé armády 325/106, Ostrava, Czech Republic, VAT-ID- number CZ00845451, duly represented by **Martin Juroška**, hereinafter referred to as **BENEFICIARY**,














**IN WITNESS WHEREOF**, The Parties decided to conclude the present Agreement today September 27<sup>th</sup> 2024, in  
**2 (two) counterparts**, one for each Party.

**PROVIDER,**  
**GLOBAL RECORDS SRL.**  
**Olga Juverdeanu – General Manager**

*V Ostravě*  
**Statutární město Ostrava**

the 1990s, the incidence of *S. flexneri* has increased in the United Kingdom [10]. In the United States, *S. flexneri* has been reported as the most common serotype in children with acute bacterial dysentery [11]. In the United Kingdom, *S. flexneri* has been reported as the most common serotype in children with acute bacterial dysentery [12].

There is a paucity of data on the epidemiology of *S. flexneri* in the United Kingdom. In the 1980s, *S. flexneri* was reported as the most common serotype in children with acute bacterial dysentery [12]. In the 1990s, *S. flexneri* was reported as the most common serotype in children with acute bacterial dysentery [13].

The purpose of this study was to determine the prevalence of *S. flexneri* in children with acute bacterial dysentery in the United Kingdom. The study was conducted in the United Kingdom, where *S. flexneri* is the most common serotype in children with acute bacterial dysentery [12].

The study was conducted in the United Kingdom, where *S. flexneri* is the most common serotype in children with acute bacterial dysentery [12]. The study was conducted in the United Kingdom, where *S. flexneri* is the most common serotype in children with acute bacterial dysentery [12].

The study was conducted in the United Kingdom, where *S. flexneri* is the most common serotype in children with acute bacterial dysentery [12]. The study was conducted in the United Kingdom, where *S. flexneri* is the most common serotype in children with acute bacterial dysentery [12].

The study was conducted in the United Kingdom, where *S. flexneri* is the most common serotype in children with acute bacterial dysentery [12]. The study was conducted in the United Kingdom, where *S. flexneri* is the most common serotype in children with acute bacterial dysentery [12].

The study was conducted in the United Kingdom, where *S. flexneri* is the most common serotype in children with acute bacterial dysentery [12]. The study was conducted in the United Kingdom, where *S. flexneri* is the most common serotype in children with acute bacterial dysentery [12].

The study was conducted in the United Kingdom, where *S. flexneri* is the most common serotype in children with acute bacterial dysentery [12]. The study was conducted in the United Kingdom, where *S. flexneri* is the most common serotype in children with acute bacterial dysentery [12].

The study was conducted in the United Kingdom, where *S. flexneri* is the most common serotype in children with acute bacterial dysentery [12]. The study was conducted in the United Kingdom, where *S. flexneri* is the most common serotype in children with acute bacterial dysentery [12].



[REDACTED]

**PROVIDER**

[REDACTED]

[REDACTED]