

DODATEK Č. 1
KE SMLOUVĚ Č. INO/40/04/003930/2023

Hlavní město Praha

se sídlem: Mariánské nám. 2, Praha 1, PSČ: 110 01
Zastoupené: Mgr. Jiří Károly, ředitel odboru informatických činností Magistrátu hl. m. Prahy
IČO: 00064581
DIČ: CZ00064581
Bankovní spojení: PPF banka, a.s., účet č.: 27-5157998/6000
(dále jen „**Objednatel**“)

a

DevCors s.r.o.

Se sídlem: Nové sady 988/2, Staré Brno, 602 00 Brno
Zastoupena: Petrem Valou, jednatelem, Zbyňkem Vavrošem, jednatelem
IČ: 08197181
DIČ: CZ 08197181
Zapsaná v obchodním rejstříku vedeném u Krajského soudu v Brně, oddíl C, vložka 112371 (dále jen „**Poskytovatel**“)

(Objednatel a Poskytovatel dále společně jen „**Smluvní strany**“)

dnešního dne uzavřely tento Dodatek č. 1 (dále jen „**Dodatek č. 1**“) ke smlouvě
č. INO/40/04/003930/2023

1. ÚVODNÍ USTANOVENÍ

- 1.1. Smluvní strany spolu dne 8. 12. 2023 uzavřely smlouvu o vývoji softwarového díla a poskytování podpory provozu č. INO/40/04/003930/2023 (dále jen „**Smlouva**“).
- 1.2. Za trvání Smlouvy vyvstala potřeba její změny, když Objednatel nemá dále zájem na dalším poskytnutí některých sjednaných služeb a naopak má zájem na poskytnutí jiných služeb, a proto Strany sjednávají tento Dodatek č. 1.

2. PŘEDMĚT DODATKU

- 2.1. Ruší se ustanovení 3.1 Smlouvy a nahrazuje se následujícím ustanovením:
3.1 Dílo bude provedeno nejpozději do 30. 6. 2024. Podpora bude poskytována po dobu 6 měsíců, a to ode dne následujícího po dni akceptace Díla.
- 2.2. Smluvní strany se dohodly, že Poskytovatel neprovede službu integrace napojení na základní registry a provede dle specifikace Objednatele napojení na Portál pražana. Z tohoto důvodu se Smluvní strany dohodly na změně přílohy č. 2 Smlouvy, která se ruší a nahrazuje novým zněním přílohy č. 2, jejíž text tvoří přílohu tohoto Dodatku č. 1.
- 2.3. Změny provedené na základě tohoto Dodatku č. 1 nemají dopad do sjednané ceny dle Smlouvy.
- 2.4. Ostatní ujednání Smlouvy a jejích příloh zůstávají tímto Dodatkem č. 1 nedotčeny.

3. ZÁVĚREČNÁ USTANOVENÍ

- 3.1. Tento Dodatek č. 1 nabývá platnosti dnem připojení platného uznávaného elektronického podpisu dle zákona č. 297/2016 Sb., o službách vytvářejících důvěru pro elektronické transakce, ve znění pozdějších předpisů, do tohoto Dodatku č. 1 a všech jeho jednotlivých příloh, nejsou-li součástí jediného elektronického dokumentu (tj. všech samostatných souborů tvořících v souhrnu Dodatek č. 1), oběma Smluvními stranami.
- 3.2. Tento Dodatek č. 1 nabývá účinnosti uveřejněním v registru smluv dle § 5 odst. 1 zákona č. 340/2015 Sb. o zvláštních podmínkách účinnosti některých smluv, uveřejňování těchto smluv a o registru smluv (zákon o registru smluv)
- 3.3. Smluvní strany výslovně sjednávají, že uveřejnění tohoto Dodatku č. 1 v registru smluv dle zákona o registru smluv dle zajistí Objednatel.
- 3.4. Smluvní strany výslovně souhlasí s tím, aby tento Dodatek č. 1 byl uveden v Centrální evidenci smluv (CES) vedené Objednatelem, která je veřejně přístupná a která obsahuje údaje o Smluvních stranách, číselné označení tohoto Dodatku č. 1, datum jeho podpisu a text tohoto Dodatku č. 1.
- 3.5. Smluvní strany prohlašují, že skutečnosti uvedené v tomto Dodatku č. 1 nepovažují za obchodní tajemství ve smyslu § 504 občanského zákoníku a udělují svolení k jejich užití a zveřejnění bez stanovení jakýchkoli dalších podmínek.
- 3.6. Smluvní strany prohlašují, že si tento Dodatek č. 1 přečetly, že s jeho obsahem souhlasí a na důkaz toho k němu připojují své uznávané elektronické podpisy dle zákona č. 297/2016 Sb., o službách vytvářejících důvěru pro elektronické transakce, ve znění pozdějších předpisů.

V Praze dne dle data el. podpisu

V Praze dne dle data el. podpisu

Objednatel:

Poskytovatel:

Hlavní město Praha

DevCors s.r.o.

Mgr. Jiří Károly

ředitel odboru infromatických činností
MHMP

Petr Vala


jednatel

Zdyněk Vavroš


jednatel


PŘÍLOHA Č. 2

Specifikace předmětu smlouvy



Obsah





the 1990s, the number of people with diabetes has increased in all industrialized countries. In the Netherlands, the prevalence of diabetes has risen from 1.5% in 1975 to 5.5% in 1995 (1). The prevalence of diabetes is expected to continue to rise in the next decades (2).

Diabetes is a chronic disease with a high prevalence and a high mortality. The major complications of diabetes are cardiovascular disease, nephropathy, retinopathy, and neuropathy. The prevalence of these complications is high, and the mortality is high. In the Netherlands, the mortality of diabetes is 1.5 times higher than in the general population (3). The mortality of diabetes is expected to continue to rise in the next decades (4).

The major complications of diabetes are cardiovascular disease, nephropathy, retinopathy, and neuropathy. The prevalence of these complications is high, and the mortality is high. In the Netherlands, the mortality of diabetes is 1.5 times higher than in the general population (3). The mortality of diabetes is expected to continue to rise in the next decades (4).

The major complications of diabetes are cardiovascular disease, nephropathy, retinopathy, and neuropathy. The prevalence of these complications is high, and the mortality is high. In the Netherlands, the mortality of diabetes is 1.5 times higher than in the general population (3). The mortality of diabetes is expected to continue to rise in the next decades (4).

The major complications of diabetes are cardiovascular disease, nephropathy, retinopathy, and neuropathy. The prevalence of these complications is high, and the mortality is high. In the Netherlands, the mortality of diabetes is 1.5 times higher than in the general population (3). The mortality of diabetes is expected to continue to rise in the next decades (4).

The major complications of diabetes are cardiovascular disease, nephropathy, retinopathy, and neuropathy. The prevalence of these complications is high, and the mortality is high. In the Netherlands, the mortality of diabetes is 1.5 times higher than in the general population (3). The mortality of diabetes is expected to continue to rise in the next decades (4).

The major complications of diabetes are cardiovascular disease, nephropathy, retinopathy, and neuropathy. The prevalence of these complications is high, and the mortality is high. In the Netherlands, the mortality of diabetes is 1.5 times higher than in the general population (3). The mortality of diabetes is expected to continue to rise in the next decades (4).

The major complications of diabetes are cardiovascular disease, nephropathy, retinopathy, and neuropathy. The prevalence of these complications is high, and the mortality is high. In the Netherlands, the mortality of diabetes is 1.5 times higher than in the general population (3). The mortality of diabetes is expected to continue to rise in the next decades (4).

the 1990s, the number of people with a diagnosis of schizophrenia has increased in many countries, including the United Kingdom (Meltzer and Murray 1998). The prevalence of schizophrenia is estimated to be 1% of the population (Meltzer and Murray 1998). The prevalence of schizophrenia is estimated to be 1% of the population (Meltzer and Murray 1998).

The prevalence of schizophrenia is estimated to be 1% of the population (Meltzer and Murray 1998). The prevalence of schizophrenia is estimated to be 1% of the population (Meltzer and Murray 1998). The prevalence of schizophrenia is estimated to be 1% of the population (Meltzer and Murray 1998).

The prevalence of schizophrenia is estimated to be 1% of the population (Meltzer and Murray 1998). The prevalence of schizophrenia is estimated to be 1% of the population (Meltzer and Murray 1998). The prevalence of schizophrenia is estimated to be 1% of the population (Meltzer and Murray 1998).

The prevalence of schizophrenia is estimated to be 1% of the population (Meltzer and Murray 1998). The prevalence of schizophrenia is estimated to be 1% of the population (Meltzer and Murray 1998). The prevalence of schizophrenia is estimated to be 1% of the population (Meltzer and Murray 1998).

The prevalence of schizophrenia is estimated to be 1% of the population (Meltzer and Murray 1998). The prevalence of schizophrenia is estimated to be 1% of the population (Meltzer and Murray 1998). The prevalence of schizophrenia is estimated to be 1% of the population (Meltzer and Murray 1998).

The prevalence of schizophrenia is estimated to be 1% of the population (Meltzer and Murray 1998). The prevalence of schizophrenia is estimated to be 1% of the population (Meltzer and Murray 1998). The prevalence of schizophrenia is estimated to be 1% of the population (Meltzer and Murray 1998).

The prevalence of schizophrenia is estimated to be 1% of the population (Meltzer and Murray 1998). The prevalence of schizophrenia is estimated to be 1% of the population (Meltzer and Murray 1998). The prevalence of schizophrenia is estimated to be 1% of the population (Meltzer and Murray 1998).

The prevalence of schizophrenia is estimated to be 1% of the population (Meltzer and Murray 1998). The prevalence of schizophrenia is estimated to be 1% of the population (Meltzer and Murray 1998). The prevalence of schizophrenia is estimated to be 1% of the population (Meltzer and Murray 1998).

The prevalence of schizophrenia is estimated to be 1% of the population (Meltzer and Murray 1998). The prevalence of schizophrenia is estimated to be 1% of the population (Meltzer and Murray 1998). The prevalence of schizophrenia is estimated to be 1% of the population (Meltzer and Murray 1998).

the 1990s, the number of people in the UK who are aged 65 and over has increased from 10.5 million to 13.5 million, and the number of people aged 75 and over has increased from 4.5 million to 6.5 million (Office for National Statistics 2000).

There is a growing awareness of the need to address the needs of older people, and the UK Government has set out a strategy for the 21st century (Department of Health 1999). The strategy is based on the principle of 'active ageing', which is defined as 'the process of optimising opportunities for health, participation in society, and security in old age' (Department of Health 1999, p. 1).

The strategy is based on three pillars: health, participation and security. The Department of Health has set out a number of objectives for each pillar, and has identified a number of key areas for action. The key areas for action are: health, participation, security, and the environment. The Department of Health has set out a number of objectives for each pillar, and has identified a number of key areas for action.

The Department of Health has set out a number of objectives for each pillar, and has identified a number of key areas for action. The key areas for action are: health, participation, security, and the environment. The Department of Health has set out a number of objectives for each pillar, and has identified a number of key areas for action.

The Department of Health has set out a number of objectives for each pillar, and has identified a number of key areas for action. The key areas for action are: health, participation, security, and the environment. The Department of Health has set out a number of objectives for each pillar, and has identified a number of key areas for action.

The Department of Health has set out a number of objectives for each pillar, and has identified a number of key areas for action. The key areas for action are: health, participation, security, and the environment. The Department of Health has set out a number of objectives for each pillar, and has identified a number of key areas for action.

The Department of Health has set out a number of objectives for each pillar, and has identified a number of key areas for action. The key areas for action are: health, participation, security, and the environment. The Department of Health has set out a number of objectives for each pillar, and has identified a number of key areas for action.

The Department of Health has set out a number of objectives for each pillar, and has identified a number of key areas for action. The key areas for action are: health, participation, security, and the environment. The Department of Health has set out a number of objectives for each pillar, and has identified a number of key areas for action.

the 1990s, the number of people in the UK who are aged 65 and over has increased from 10.5 million to 13.5 million (1990-2000) (ONS 2002).

There is a growing awareness of the need to address the health care needs of the elderly population. The Department of Health (2001) has set out a strategy for the NHS to meet the needs of the elderly population. This strategy is based on the following principles: (1) to ensure that the NHS is able to meet the needs of the elderly population; (2) to ensure that the NHS is able to meet the needs of the elderly population in a way that is cost-effective; (3) to ensure that the NHS is able to meet the needs of the elderly population in a way that is sustainable.

The NHS is currently facing a number of challenges in meeting the needs of the elderly population. These challenges include:

- (1) The increasing number of people aged 65 and over.
- (2) The increasing number of people aged 65 and over who are in poor health.
- (3) The increasing number of people aged 65 and over who are in long-term care.
- (4) The increasing number of people aged 65 and over who are in residential care.

The NHS is currently facing a number of challenges in meeting the needs of the elderly population. These challenges include:

- (1) The increasing number of people aged 65 and over.
- (2) The increasing number of people aged 65 and over who are in poor health.
- (3) The increasing number of people aged 65 and over who are in long-term care.
- (4) The increasing number of people aged 65 and over who are in residential care.

The NHS is currently facing a number of challenges in meeting the needs of the elderly population. These challenges include:

- (1) The increasing number of people aged 65 and over.
- (2) The increasing number of people aged 65 and over who are in poor health.
- (3) The increasing number of people aged 65 and over who are in long-term care.
- (4) The increasing number of people aged 65 and over who are in residential care.

The NHS is currently facing a number of challenges in meeting the needs of the elderly population. These challenges include:

- (1) The increasing number of people aged 65 and over.
- (2) The increasing number of people aged 65 and over who are in poor health.
- (3) The increasing number of people aged 65 and over who are in long-term care.
- (4) The increasing number of people aged 65 and over who are in residential care.

The NHS is currently facing a number of challenges in meeting the needs of the elderly population. These challenges include:

- (1) The increasing number of people aged 65 and over.
- (2) The increasing number of people aged 65 and over who are in poor health.
- (3) The increasing number of people aged 65 and over who are in long-term care.
- (4) The increasing number of people aged 65 and over who are in residential care.

The NHS is currently facing a number of challenges in meeting the needs of the elderly population. These challenges include:

- (1) The increasing number of people aged 65 and over.
- (2) The increasing number of people aged 65 and over who are in poor health.
- (3) The increasing number of people aged 65 and over who are in long-term care.
- (4) The increasing number of people aged 65 and over who are in residential care.

The NHS is currently facing a number of challenges in meeting the needs of the elderly population. These challenges include:

- (1) The increasing number of people aged 65 and over.
- (2) The increasing number of people aged 65 and over who are in poor health.
- (3) The increasing number of people aged 65 and over who are in long-term care.
- (4) The increasing number of people aged 65 and over who are in residential care.

The NHS is currently facing a number of challenges in meeting the needs of the elderly population. These challenges include:

- (1) The increasing number of people aged 65 and over.
- (2) The increasing number of people aged 65 and over who are in poor health.
- (3) The increasing number of people aged 65 and over who are in long-term care.
- (4) The increasing number of people aged 65 and over who are in residential care.

