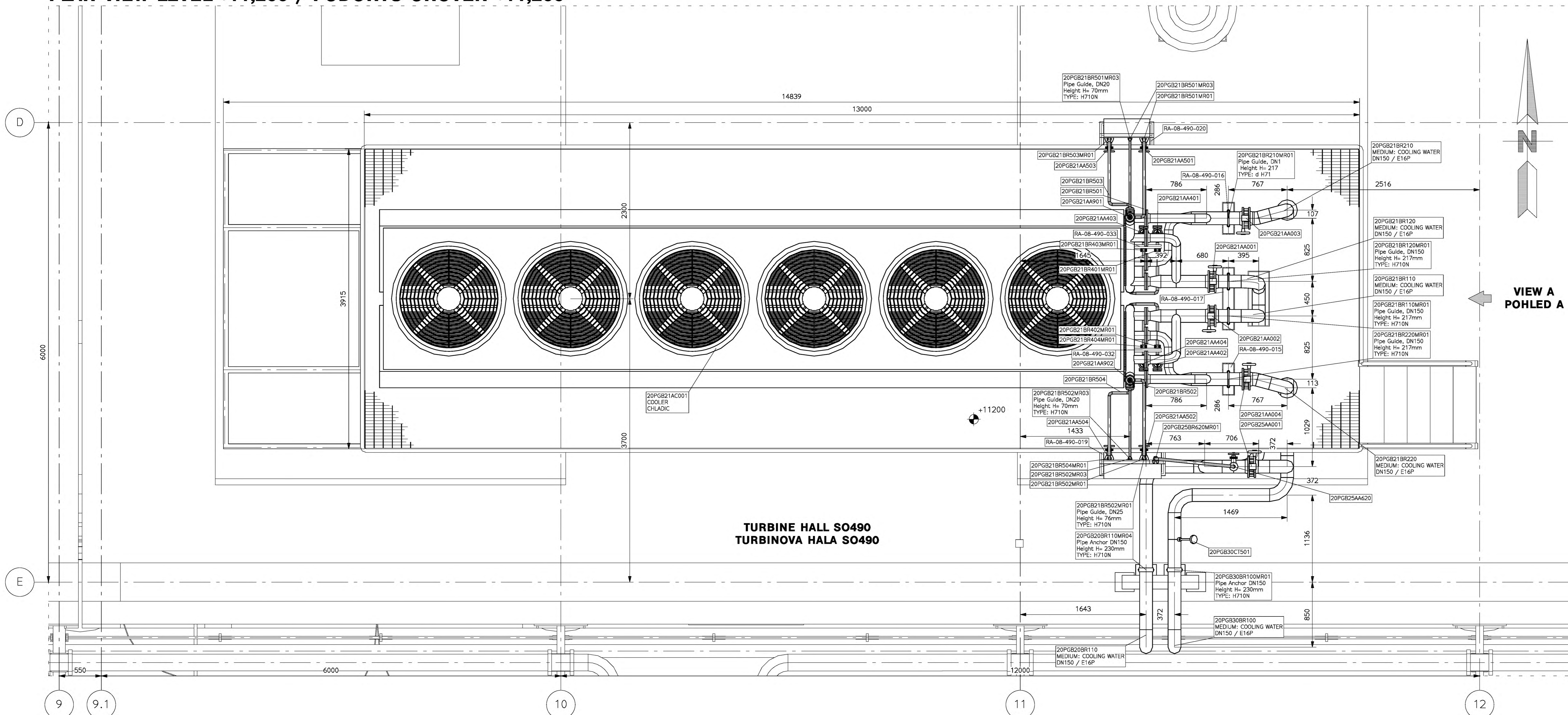
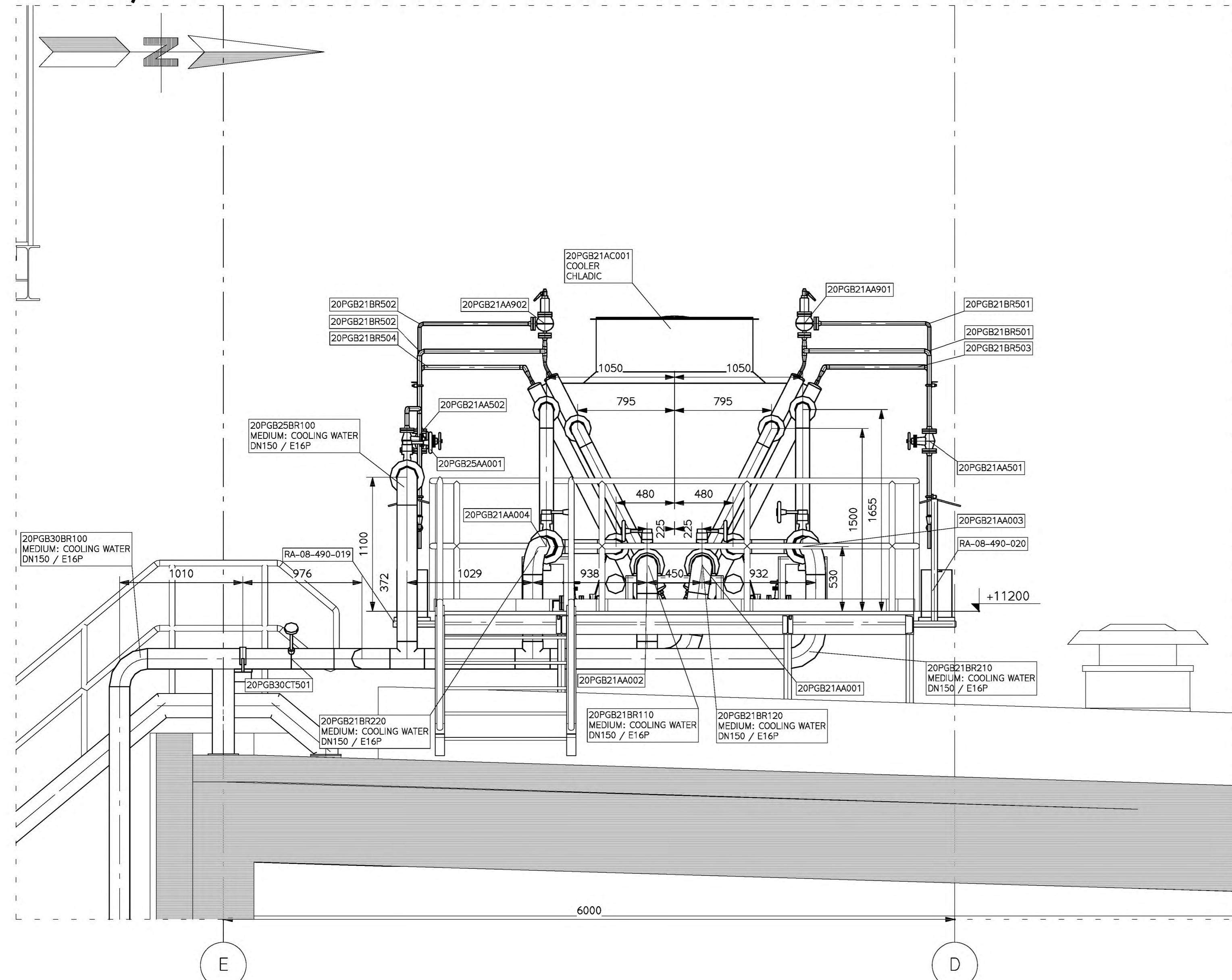


PLAN VIEW LEVEL +11,200 / PUDORYS UROVEN +11,200

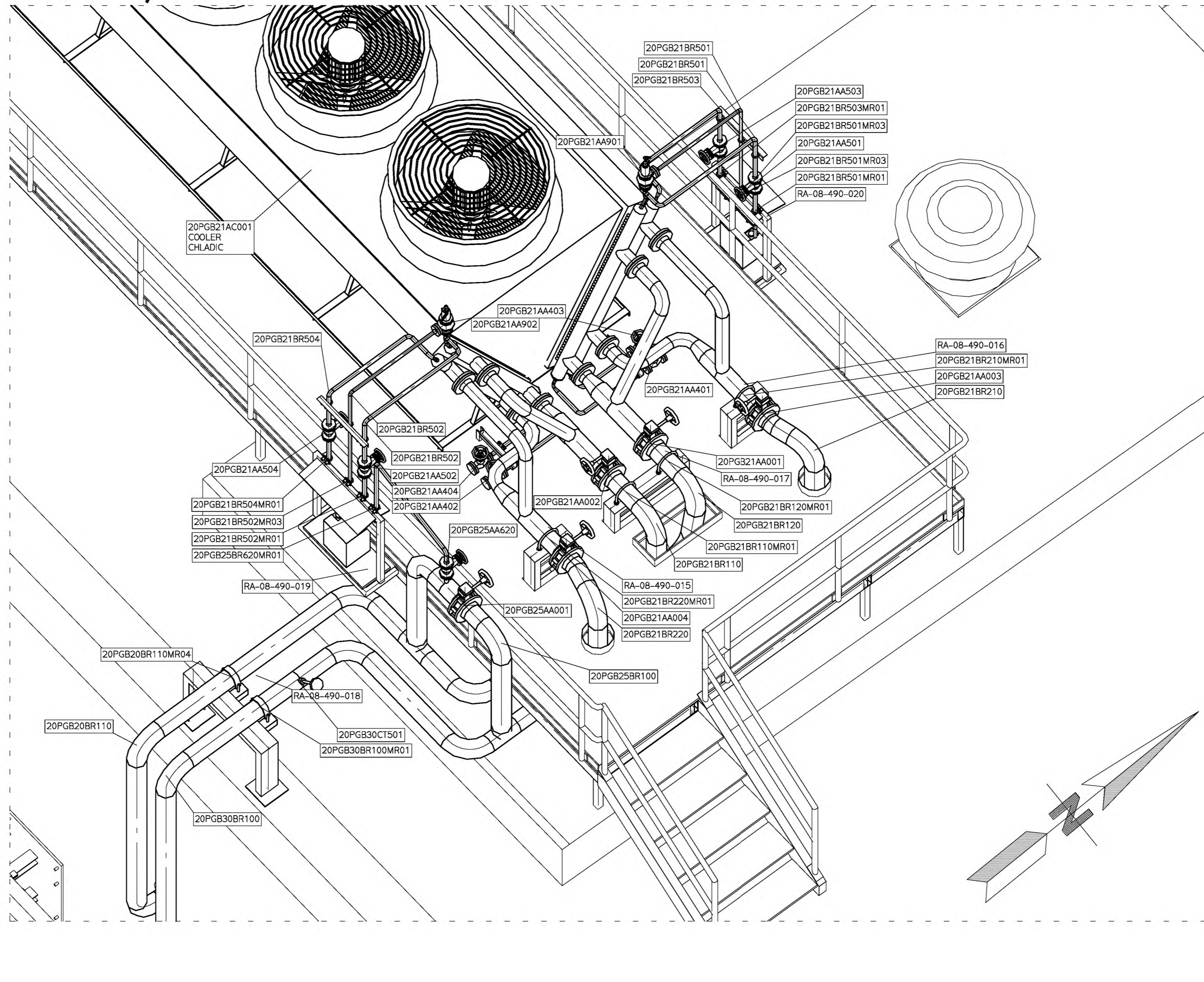


TURBINE HALL SO490
TURBINOVA HALA SO490

VIEW A / POHLED A



3D VIEW / 3D POHLED



LEGEND/LEGENDA

MEDIUM / MEDIUM:	
LIVE STEAM	DIŠTRA PARA
STEAM	PARA
HOT WATER	TOPNA VODA
COOLING WATER	CHLADICI VODA
HEATING WATER	TOPNA VODA
FLUEGAS	SPALINY
COMPRESSED AIR	TĹAKOVY VZDUCH
DEIONIZED WATER	DEJONOVANÁ VODA
NH ₃ -GASEOUS	NH ₃ PLYNNA FAZE
NH ₄ OH 25%	NH ₄ OH 25%
RAW WATER	SUROVA VODA
VACUUM	VAKUUM
DRINKING WATER	PITNA VODA
KONDEZATE	KONDEZAT
PIPE SUPPORT / UPEVNENI POTRUBI	
PIPE SLIDE	KLÍNE ULOŽENI
PIPE CLAMP	POTRUBNÍ SVORKA
PIPE ANCHOR	PELNE KOTVENI
PIPE HANGER	ZÁVES POTRUBI
PIPE GUIDE	VEDENT POTRUBI

TURBIN HALL AND AIR CONDENSER
POINT OF ORIGIN FOR
CALCULATION, DRAWINGS, ISOMETRY
+/- 0,000 = 258,37 Bpv

AS BUILT

02	2011-02-09	AS BUILT	ZARTL	JAN SMIHULA	JAN SMIHULA
01	2010-02-02	update of internal cooling loop	ZARTL	JAN SMIHULA	JAN SMIHULA
00	2009-11-30	1st issue / 1. vydání	ZARTL	JAN SMIHULA	JAN SMIHULA
	date / datum	description / Popis zmeny	drawn narys	checked skontroloval	approved schválil
Contract No.:	KKS No.:				
36/08					

ZALNER
Anlagenbau GmbH

Zauner Anlagenbau GmbH
A-2383 Guntramsdorf
Tour 1, Anderson Strasse 2
A-4222 St. Georgen / Gusen
Bahnhofstrasse 19
www.zaunergroup.com

client / Zákazník: PRAZSKÉ SLUŽBY a.s.
project / Projekt: Cogeneration and DeNOx in ZEVO Malesice
scale / Měřítko: 1:25
drawing title / Osnovení výkresu: PIPING LAYOUT P508 - SO490 PLAN VIEW LEVEL+11,200
LAYOUT POTRUBI P508 - SO490 PUDORYS UROVEN +11,200
drawing number / Číslo výkresu: A81001-A-3-1-30A-ZR002
PROTECTION MARK DIN 34-1-E
sheet: A81001-A-3-1-30A-ZR002-02